



MAD CONCAVES

INSTALLATION GUIDE

CASE IH Flagship Combines



Thank you for choosing Bushel Plus MAD Concaves!

We understand the issues farmers face when it comes to rotor loss, grain quality, and the difficult process of installing and removing heavy, awkward concaves – we've been there!

MAD Concaves are designed by farmers for farmers. We define success as helping you achieve the highest levels of yield and quality possible, while increasing your efficiency and profitability through our innovative concaves.

GETTING STARTED

DISCLAIMER

- Ensure proper personal protective equipment (PPE) is worn at all times. This includes CSA approved steel-toe boots, gloves, goggles, pants, and a long sleeve shirt.
- Refer to the manufacturer's operation and service manuals for information on specific calibration and installation/removal procedures.
- When removing and installing concaves, ensure proper lifting techniques are used.

INSTALLATION PROCESS

Tools Required

- Socket sets (metric and imperial)
- Torque wrench

Concave Removal and Installation

Important: Keep all existing hardware (bolts, etc.) for install of MAD Concaves. Use new nuts.

Step 1

Remove OEM hardware and concaves.

Step 2

Install MAD Concaves in the first and second position using existing hardware with new nuts.

Step 3

To calibrate, refer to the combine manufacturer user manual/operator's service manual.

Pro Tip For Older xx10 and xx20 Series Combines

Make sure the concave H-frame is squared properly inside the combine. Otherwise the concaves won't sit in the correct spot beneath the rotor. Ask your dealer for specific details.




OUR GUARANTEE



Your MAD Concaves have a 12-month guarantee against all defects in materials and workmanship; excluding damage from foreign objects and normal wear of operation.

Questions? We're happy to answer them.

Contact your local Bushel Plus dealer or reach out to one of our specialists.

Bushel Plus Contact Information

 1.833.376.7726
1.204.717.0796

 Brandon MB, Canada
 www.BushelPlus.com/contact

